

2023 annual report to the Community

Moonta Area School

Moonta Area School number: 1488

Partnership: Northern Yorke



School principal:

Elizabeth Hector

Date of endorsement:

26/02/2024



Government
of South Australia
Department for Education

Context Statement

Moonta Area School caters for students from R-12. At the time of this report, the enrolment in 2023 is 269. Moonta Area School is classified as Category 3 on the Department for Education Index of Educational Disadvantage. At the time of this report, the school population includes 18% Aboriginal students, 14% students with disabilities, 6% students with English as an additional language or dialect (EALD) funded background, 2% children/young people in care. Further information about the school is available on the school's website (including its context statement), as well as the My School website.

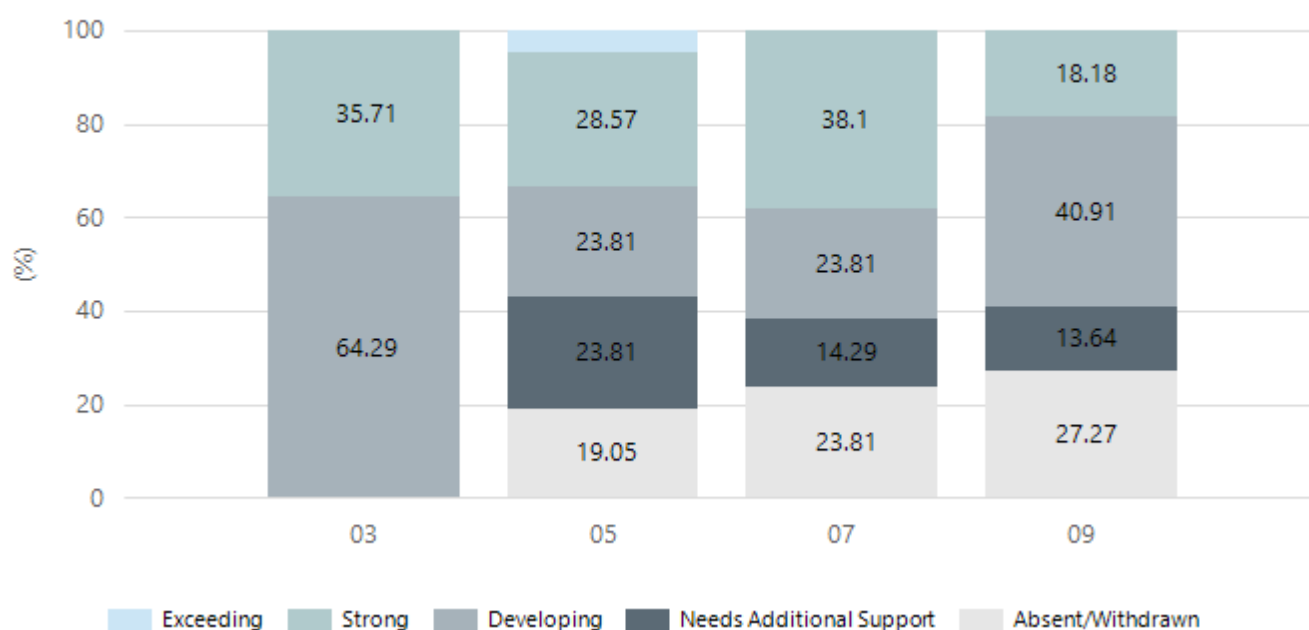
Moonta Area School is located on the Yorke Peninsula, approximately 150km from Adelaide. The town is strong in Cornish history and the Copper Coast community holds a bi-annual Kernewek Lowender festival. It is a popular tourist location for local, interstate and international visitors.

Performance Summary

NAPLAN Proficiency

In 2023, the Australian Curriculum, Assessment and Reporting Authority (ACARA) - a Commonwealth Independent statutory authority - announced changes to NAPLAN performance reporting. This new way of reporting by ACARA that NAPLAN results from 2023 will not be comparable to previous years. The new approach replaces the previous numerical NAPLAN bands and the national minimum standard.

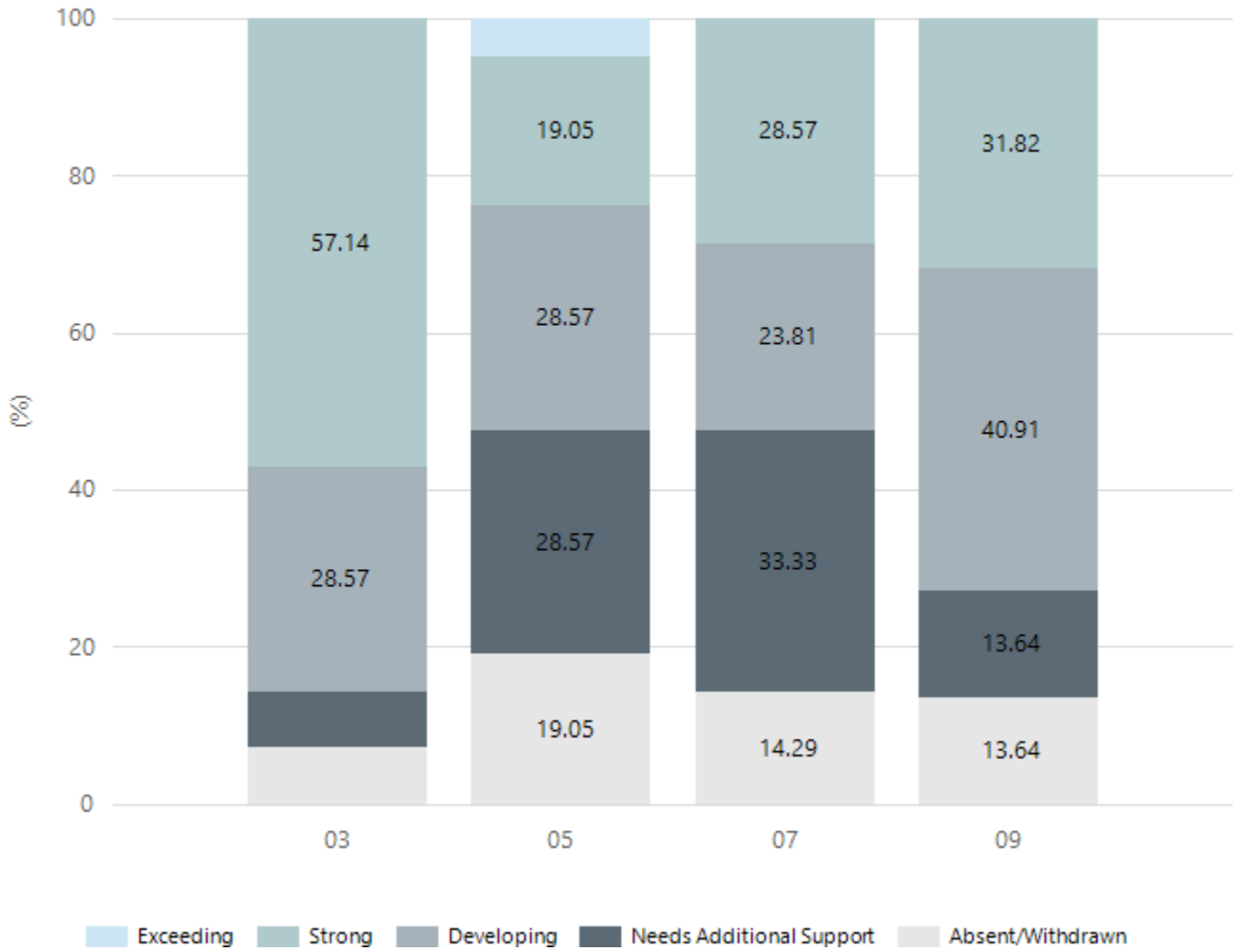
Numeracy



Year Level	03	05	07	09
Exceeding		1		
Strong	5	6	8	4
Developing	9	5	5	9
Needs Additional Support		5	3	3
Absent/Withdrawn		4	5	6
Total	14	21	21	22

Data Source: Department for Education Assessment Data Holdings, 2023. When there are less than six students in a cohort, no data is supplied.

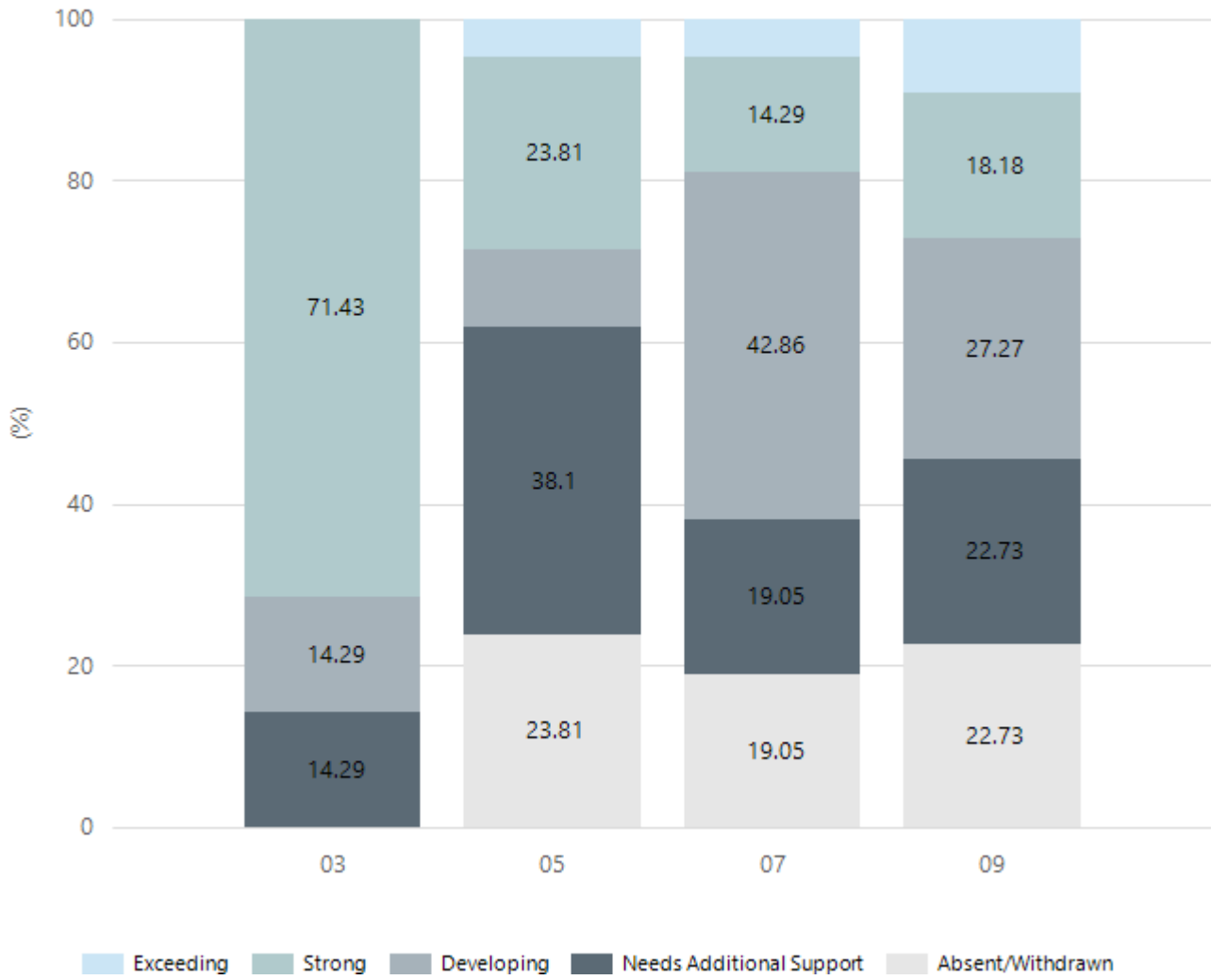
Reading



Year Level	03	05	07	09
Exceeding		1		
Strong	8	4	6	7
Developing	4	6	5	9
Needs Additional Support	1	6	7	3
Absent/Withdrawn	1	4	3	3
Total	14	21	21	22

Data Source: Department for Education Assessment Data Holdings, 2023. When there are less than six students in a cohort, no data is supplied.

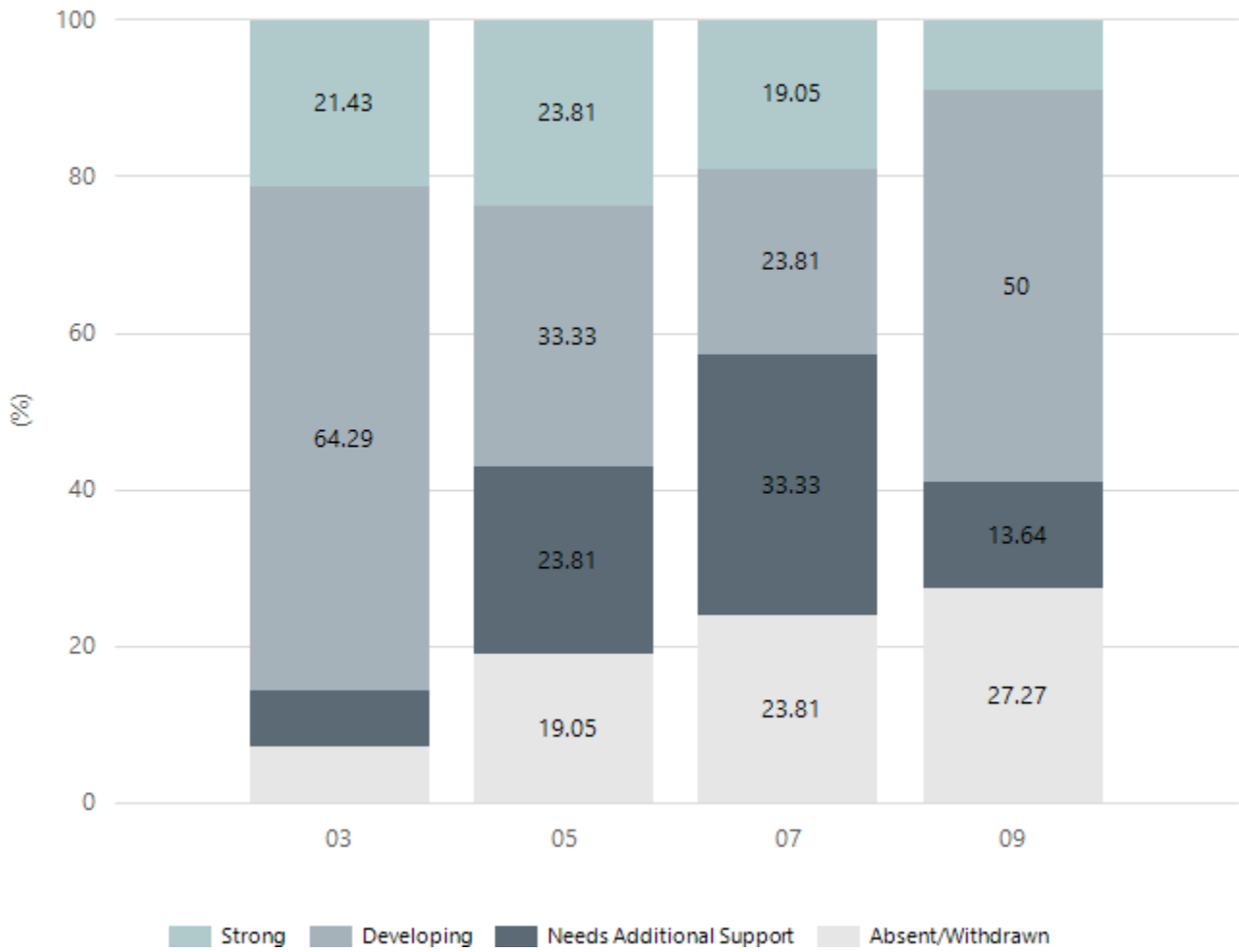
Writing



Year Level	03	05	07	09
Exceeding		1	1	2
Strong	10	5	3	4
Developing	2	2	9	6
Needs Additional Support	2	8	4	5
Absent/Withdrawn		5	4	5
Total	14	21	21	22

Data Source: Department for Education Assessment Data Holdings, 2023. When there are less than six students in a cohort, no data is supplied.

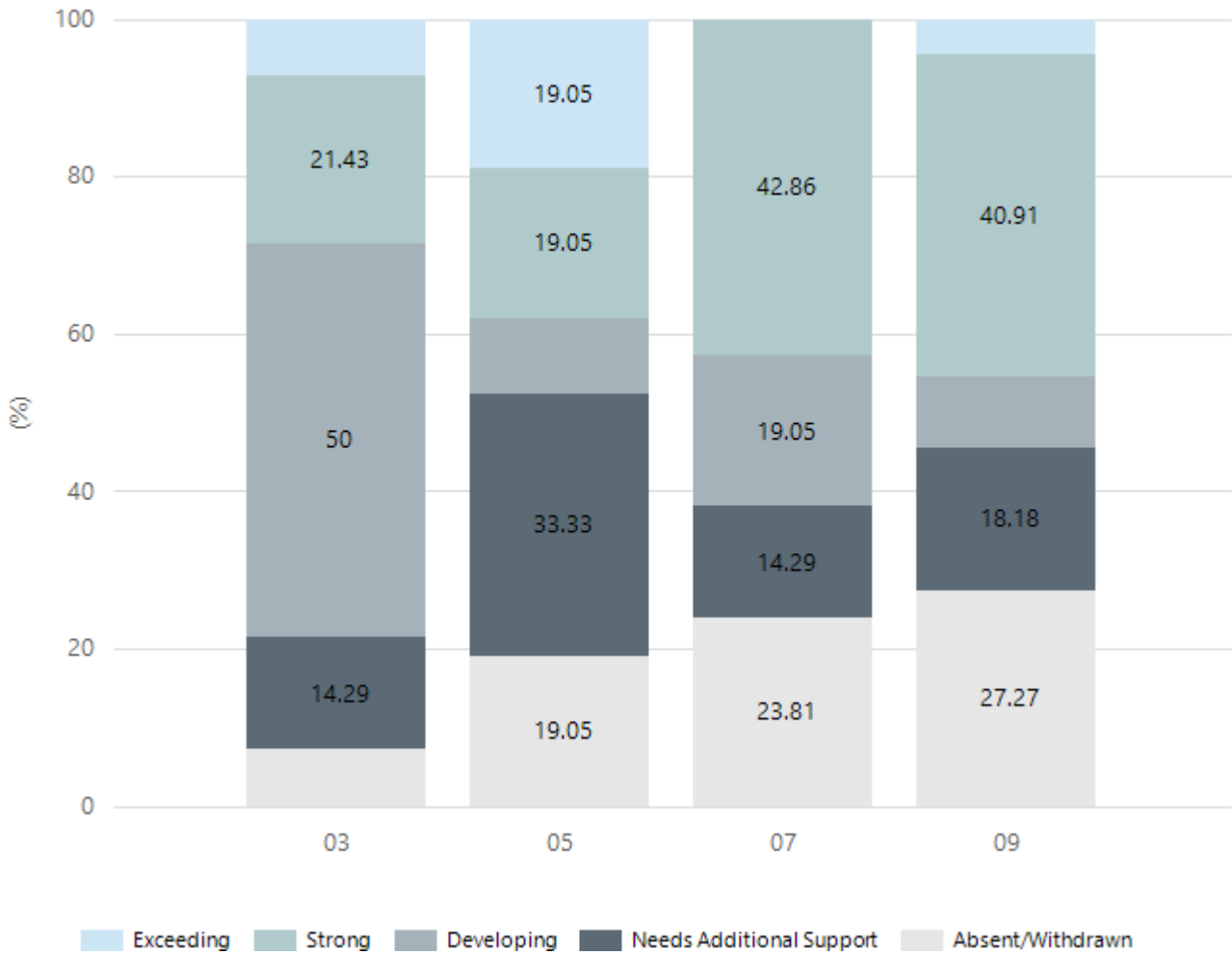
Grammar



Year Level	03	05	07	09
Strong	3	5	4	2
Developing	9	7	5	11
Needs Additional Support	1	5	7	3
Absent/Withdrawn	1	4	5	6
Total	14	21	21	22

Data Source: Department for Education Assessment Data Holdings, 2023. When there are less than six students in a cohort, no data is supplied.

Spelling

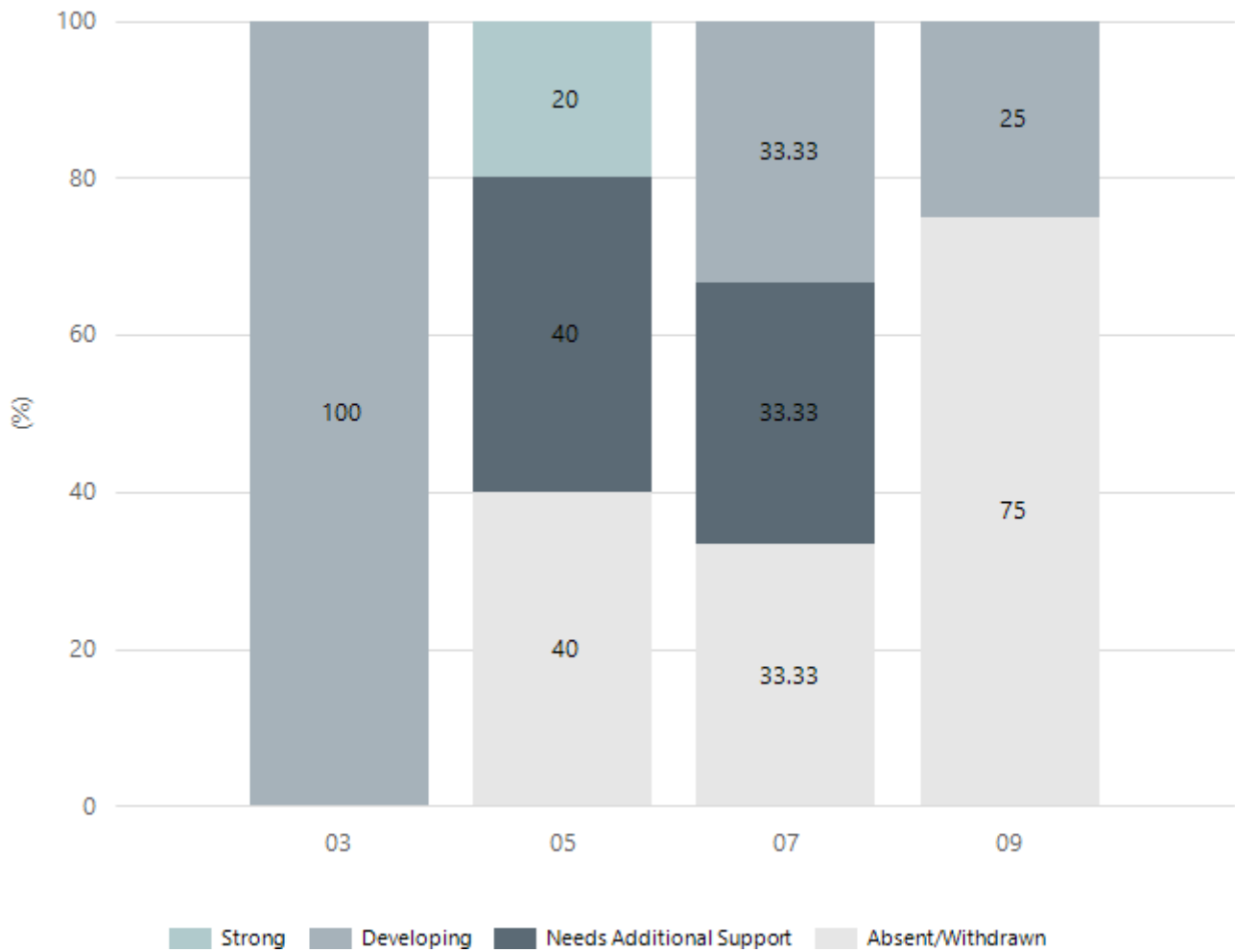


Year Level	03	05	07	09
Exceeding	1	4		1
Strong	3	4	9	9
Developing	7	2	4	2
Needs Additional Support	2	7	3	4
Absent/Withdrawn	1	4	5	6
Total	14	21	21	22

Data Source: Department for Education Assessment Data Holdings, 2023. When there are less than six students in a cohort, no data is supplied.

NAPLAN Proficiency - Aboriginal Learners

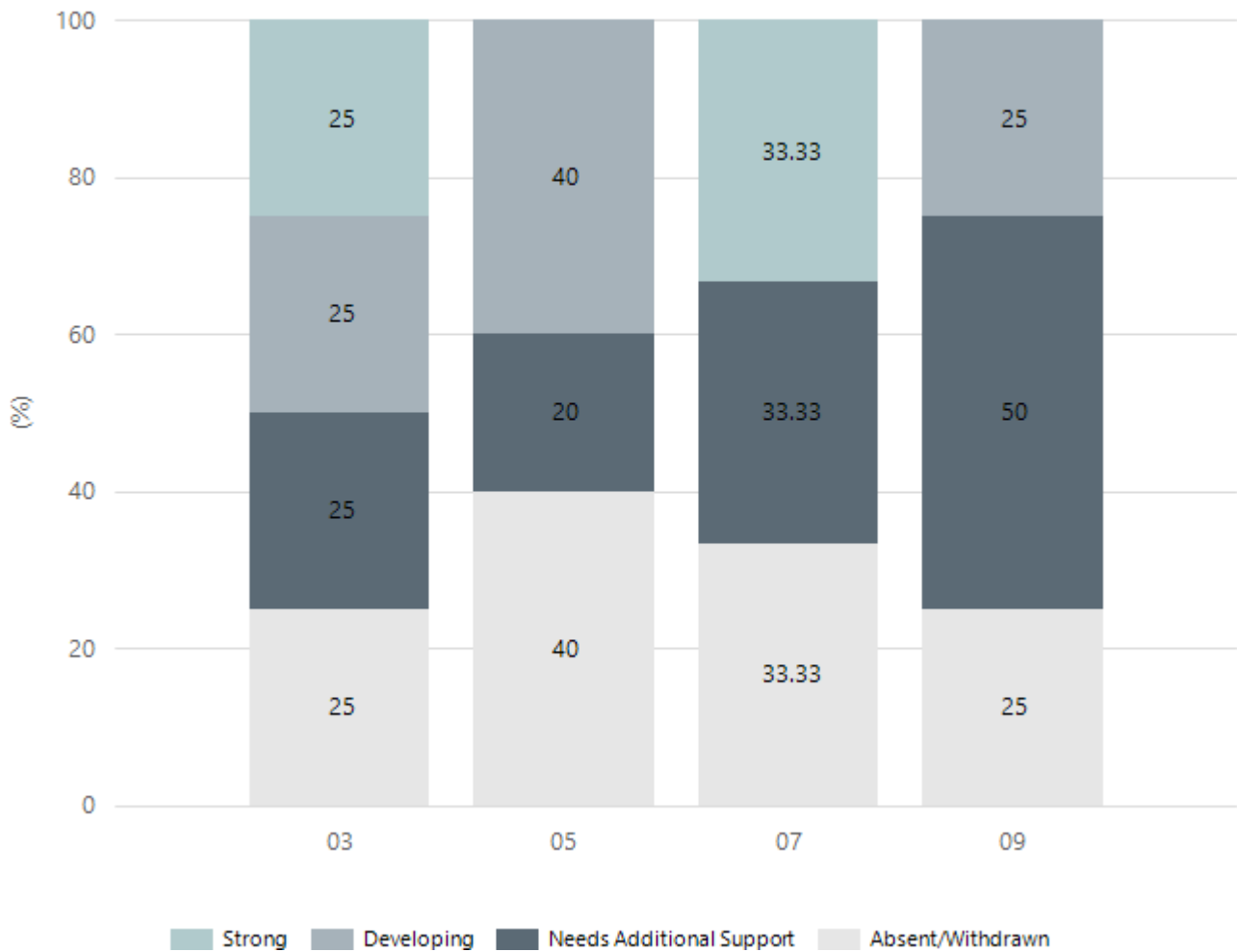
Numeracy



Year Level	03	05	07	09
Strong		1		
Developing	4		1	1
Needs Additional Support		2	1	
Absent/Withdrawn		2	1	3
Total	4	5	3	4

Data Source: Department for Education Assessment Data Holdings, 2023. When there are less than six students in a cohort, no data is supplied. Only data for Aboriginal learners is displayed.

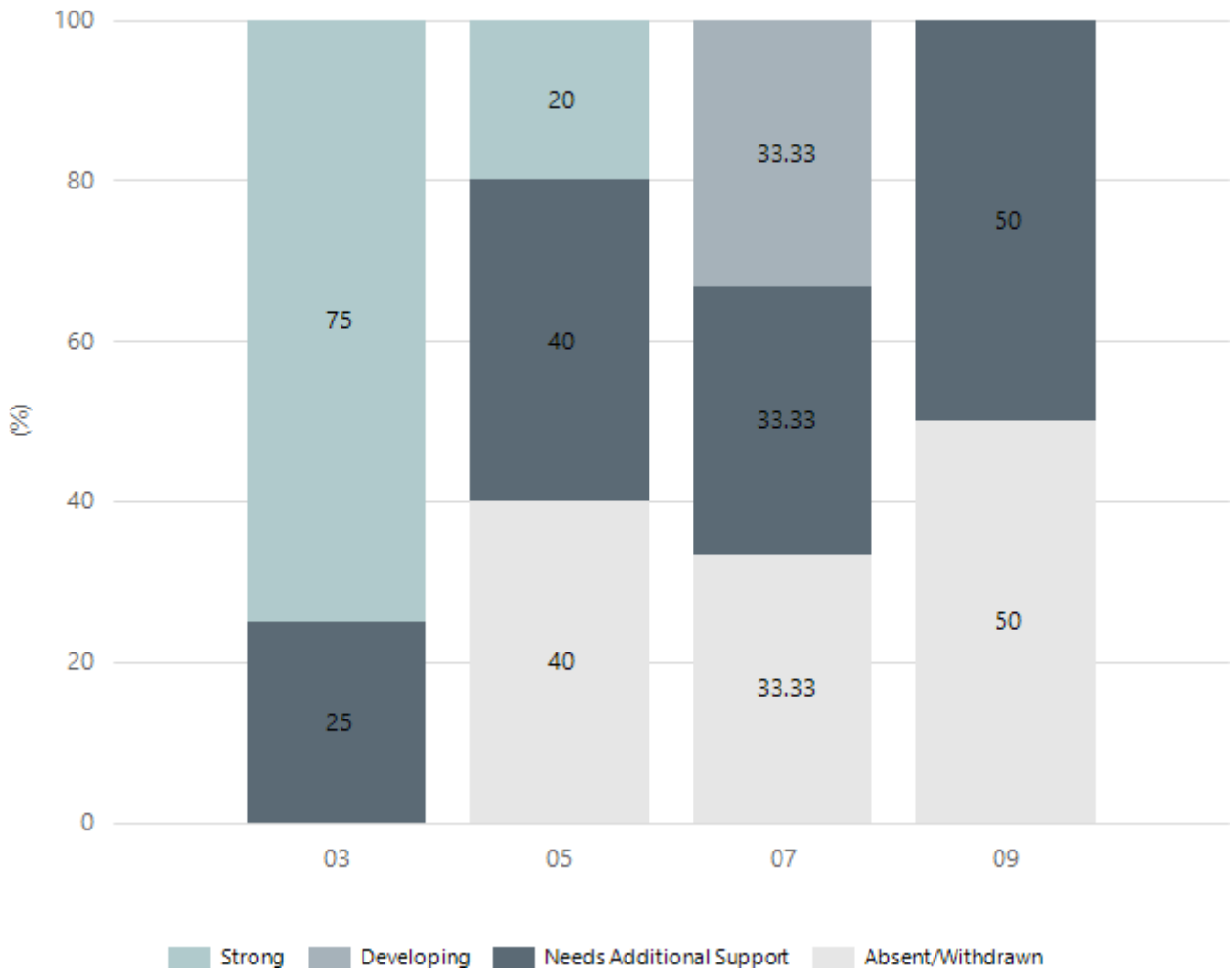
Reading



Year Level	03	05	07	09
Strong	1		1	
Developing	1	2		1
Needs Additional Support	1	1	1	2
Absent/Withdrawn	1	2	1	1
Total	4	5	3	4

Data Source: Department for Education Assessment Data Holdings, 2023. When there are less than six students in a cohort, no data is supplied. Only data for Aboriginal learners is displayed.

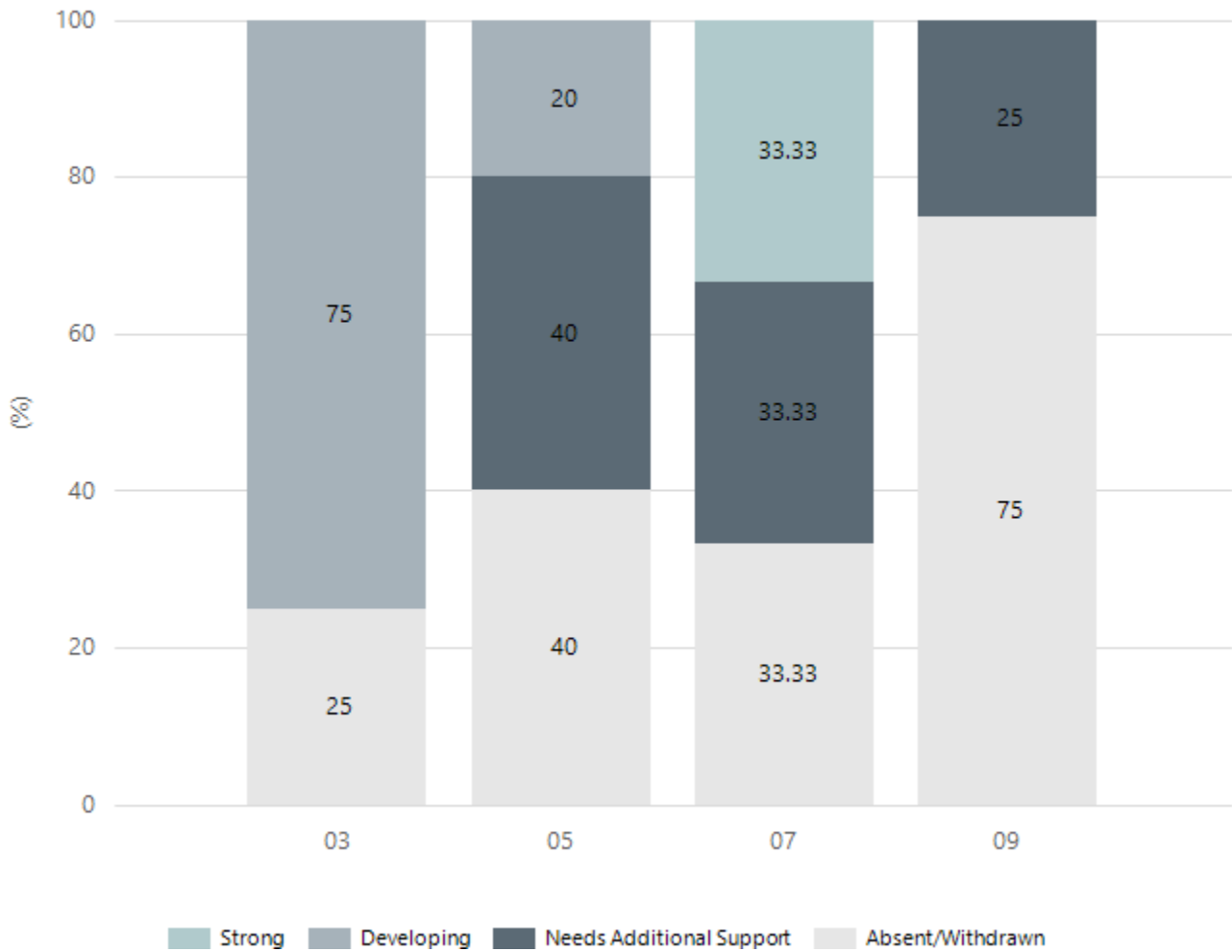
Writing



Year Level	03	05	07	09
Strong	3	1		
Developing			1	
Needs Additional Support	1	2	1	2
Absent/Withdrawn		2	1	2
Total	4	5	3	4

Data Source: Department for Education Assessment Data Holdings, 2023. When there are less than six students in a cohort, no data is supplied. Only data for Aboriginal learners is displayed.

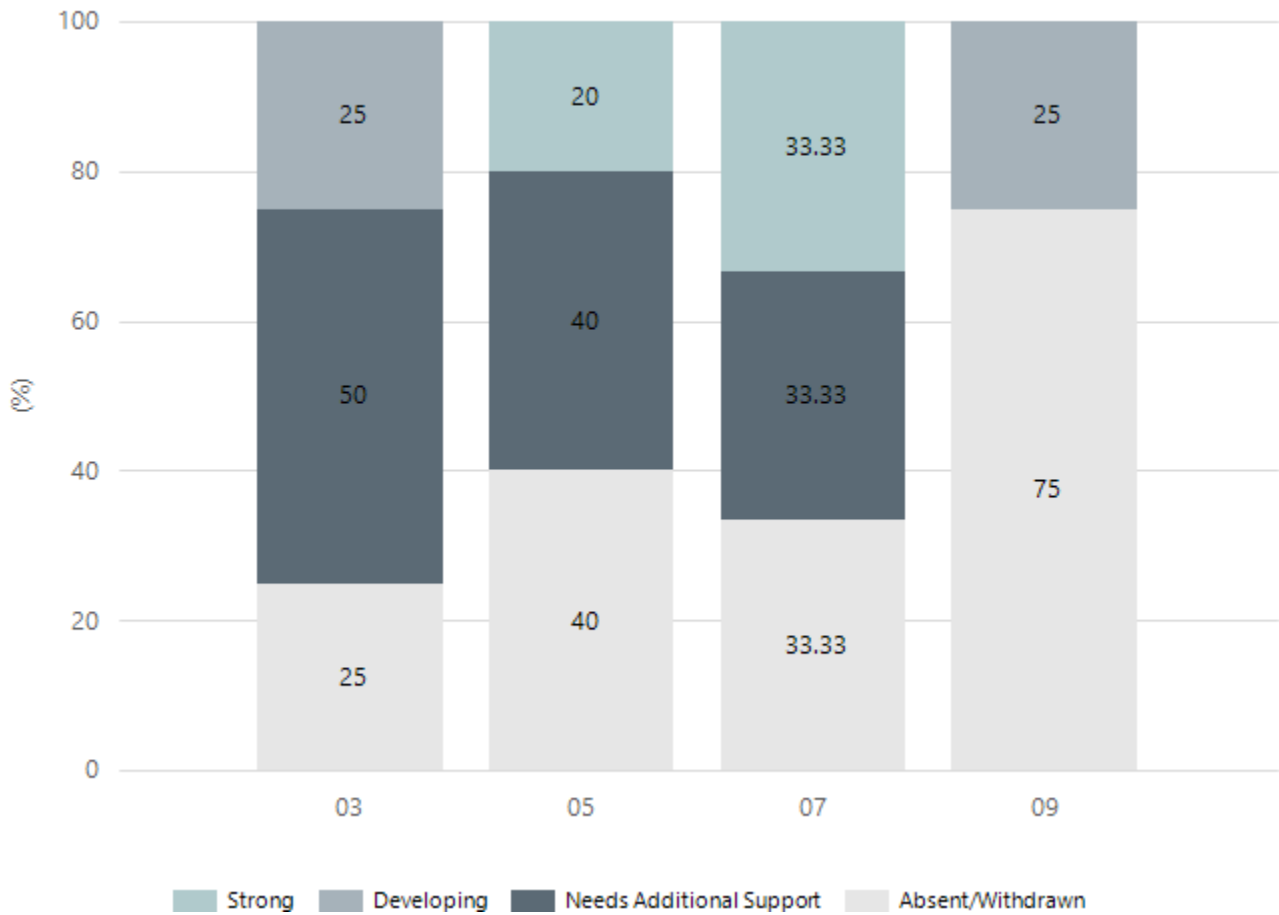
Grammar



Year Level	03	05	07	09
Strong			1	
Developing	3	1		
Needs Additional Support		2	1	1
Absent/Withdrawn	1	2	1	3
Total	4	5	3	4

Data Source: Department for Education Assessment Data Holdings, 2023. When there are less than six students in a cohort, no data is supplied. Only data for Aboriginal learners is displayed.

Spelling



Year Level	03	05	07	09
Strong		1	1	
Developing	1			1
Needs Additional Support	2	2	1	
Absent/Withdrawn	1	2	1	3
Total	4	5	3	4

Data Source: Department for Education Assessment Data Holdings, 2023. When there are less than six students in a cohort, no data is supplied. Only data for Aboriginal learners is displayed.

South Australian Certificate of Education - SACE

SACE Stage 2 Grades - Percentage of grades that are C- or above for attempted SACE subjects (SEA)

2020	2021	2022	2023
91%	96%	100%	100%

Data Source: SACE School Data Reports, as of February 2023 for 2020-2022. 2023 SACE results are School supplied data. When there are less than six students, no data is supplied. Due to rounding of percentages, total results may not add up to 100%.

SACE Stage 2 Grade Distribution

Grade	2020	2021	2022	2023
A+		2%		5%
A	9%	4%		5%
A-	10%	2%	7%	2.5%
B+	9%	20%	17%	10%
B	22%	9%	10%	12.5%
B-	16%	20%	27%	20 %
C+	13%	13%	13%	15%
C	13%	22%	17%	15%
C-	1%	4%	10%	15%
D+	7%	2%		
D	1%			
D-		2%		

Data Source: SACE School Data Reports, as of February 2023 for 2020-2022. 2023 SACE results are School supplied data. When there are less than six students, no data is supplied. Due to rounding of percentages, total results may not add up to 100%.

SACE Completion - Percentage of completers out of those students who had the potential to complete their SACE in October that year

2020	2021	2022	2023
100%	90%	100%	100%

Data Source: SACE School Data Reports, as of February 2023 for 2020-2022. 2023 SACE results are School supplied data. When there are less than six students, no data is supplied. Due to rounding of percentages, total results may not add up to 100%.

Year 12 Students undertaking Vocational or Trade Training (VET)

	2021	2022	2023
Percentage of Year 12 students undertaking Vocational Training or Trade Training	22%	57%	33%
Percentage of Year 12 students attaining a Year 12 certificate or equivalent VET qualification	91%	100%	100%

Data Source: School supplied data

School Attendance

Year Level	2021	2022	2023
Reception	84.5%	78.6%	82.7%
Year 01	87.2%	72.4%	83.2%
Year 02	85.3%	85.3%	85.4%
Year 03	83.3%	79.9%	89.2%
Year 04	88.3%	72.6%	89.9%
Year 05	85.7%	81.7%	89.0%
Year 06	83.5%	77.3%	85.9%
Year 07	83.7%	80.3%	89.6%
Year 08	78.7%	75.4%	78.0%
Year 09	82.6%	71.6%	76.6%
Year 10	76.5%	76.0%	74.5%
Year 11	83.5%	72.5%	74.9%
Year 12	64.6%	70.4%	77.8%
Primary Other	82.8%	67.6%	68.4%
Secondary Other	65.5%	74.5%	94.2%
Total	82.3%	76.2%	82.1%

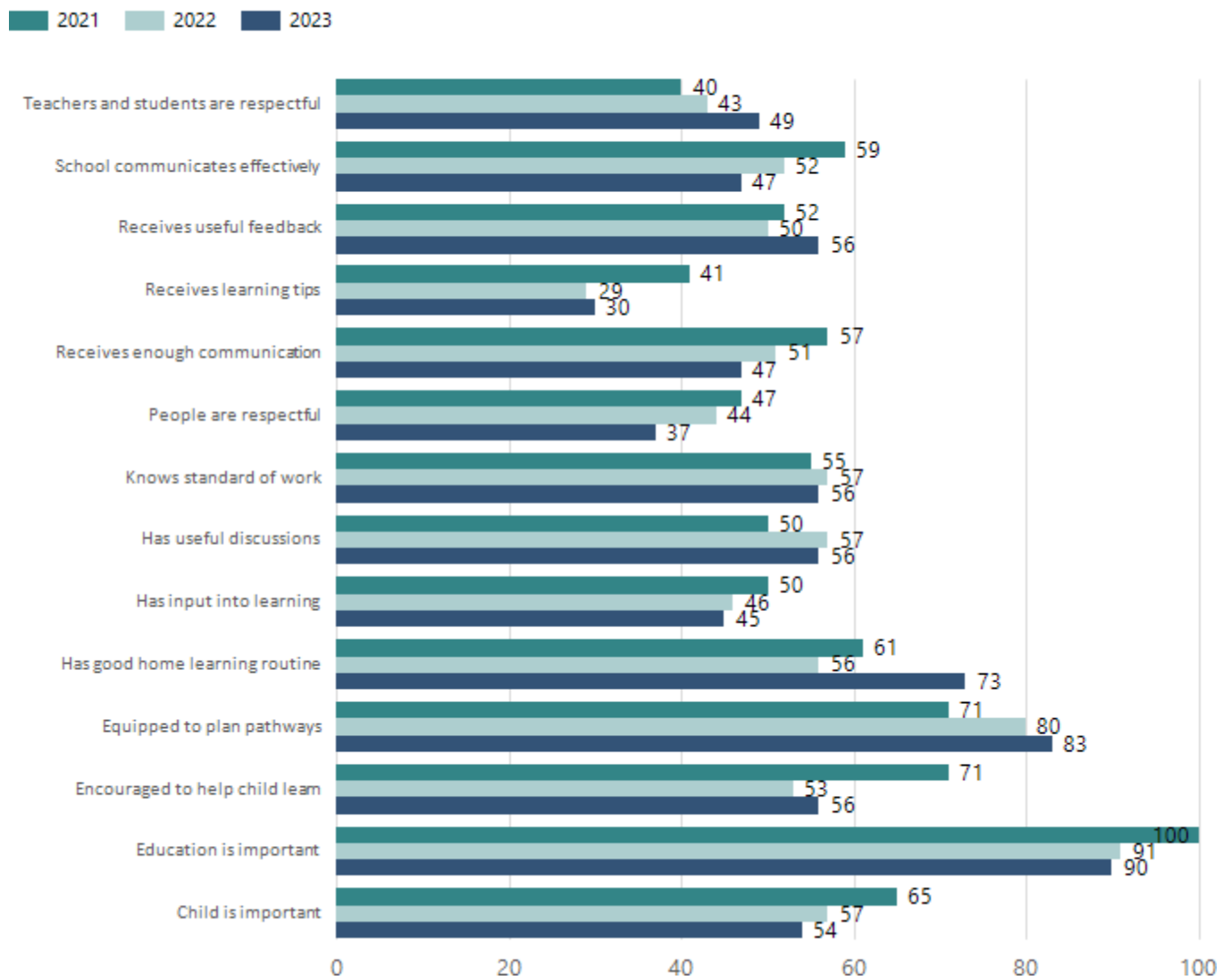
Data Source: Department for Education Attendance Data, Semester 1 Report 2023. A blank cell indicates there were no students enrolled. 'Primary Other' includes students enrolled in specialised education options. 'Secondary Other' includes students who have already spent a year at Year 12 and elected to undertake further study at Year 12.

Attendance Comment

In South Australia, all children and young people must be in school from 6 years to 16 years old. They must attend a government or non-government school full time. From age 16 to 17 however, young people must attend school or an approved learning program (such as an apprenticeship, traineeship, accredited course or university). Schools and parents must encourage and support students to come to school every day. Parents and caregivers must make sure their child is enrolled in a school, and attends school all day and everyday it is open, unless a child is sick or has an approved exemption. Teachers and leaders actively follow up when a student misses school, including recording all absences and non-attendance. All schools in South Australia have local attendance procedures governed under the Education and Children's Services Regulations 2020.

Parent Opinion Survey Results

Proportion of agree/strongly agree response(%)



Data Source: 2023 Department for Education Parent Opinions Survey, Term 3 2023.

Intended Destination

Leave Reason	Number	%
NG - ATTENDING NON-GOV SCHOOL IN SA	28	33.0%
OV - LEFT SA FOR OVERSEAS	4	5.0%
PE - PAID EMPLOYMENT IN SA	4	5.0%
QL - LEFT SA FOR QLD	5	6.0%
TG - TRANSFERRED TO SA GOVERNMENT SCHOOL	37	44.0%
U - UNKNOWN	3	4.0%

Data Source: Department for Education Destination Data Report, 2023. Data extract term 3 2023. Data shows recorded destinations for students that left the school in the previous year. Data is uploaded by schools in term 3 and may not reflect final or total figures at time of report creation.

Highest Qualifications held by the teaching workforce and workforce composition

All teachers at this school are qualified and registered with the SA Teachers Registration Board.

Qualification Level	Number of Qualifications
Bachelor's degrees or Diplomas	27
Postgraduate Qualifications	6

Data Source: Data extracted from Mandatory Workforce Information Collections as on the last pay date of June 2023. As self-reported by staff in the system.

Please note: Data includes staff who are Actively employed and on extended paid leave. Please note only the highest qualification of the Teaching staff is reported. Excludes any number of other certifications earned.

Workforce composition including indigenous staff

	Teaching Staff		Non-Teaching Staff	
	Indigenous	Non-Indigenous	Indigenous	Non-Indigenous
Full-Time Equivalents	0.0	29.4	2.0	17.6
Persons	0.0	33.0	2.0	26.0

Data Source: Data extracted from Mandatory Workforce Information Collection as on the last pay date of June 2023.

Please note: Data includes staff who are actively employed and on extended paid leave. "Indigenous category" is self-reported by staff in the system.

Financial Statement

Data Source: School supplied data.

Funding Source	Amount
Grants: State	\$ 5 438 217.68
Grants: Commonwealth	\$ 44 537.80
Parent Contributions	\$ 106 286.28
Fund Raising	NIL
Other	\$ 81 307.85

GOVERNING COUNCIL REPORT

The Governing Council was formed for 2023 at the AGM on 22nd February. We farewelled Chair Person Adrian Hatcher, we thanked him for his services to MAS Governing Council over the past 5 years.

I, Ricky Mackereth was nominated and voted into the Chair Person position. There is a balance of new and existing members to this years Governing Council Committee. We have been productive and supportive to school in many areas this year and I would like to thank the Governing Council Committee along with the Staff for their professionalism and commitment to student learning.



The Governing Council has worked in supporting the school to move forward with initiatives such as

- Induction of the Moonta Area School Student Leadership Group
- Annual Sports Day, Congratulations to Monterra for the win this year
- Supporting School involvement in community activities including, Kernewek Lowender festivities, Anzac Day Service, Big Freeze and Variety Bash Casual Days
- Canteen tender and Moonta Café being appointed to run the Canteen for 2023
- NAPLAN Subject Testing
- OSHC Director change seeing Lisa Daddow step down and Joanne Watkinson appointed to the position
- Ratifying of Policies for School and OSHC Service
- Japanese Home Stay welcomed back after a break during Covid
- Supporting many sporting events that the students attended and represented the school in a high manner
- Supporting the school and its connection to families and the wider Community

As a committee we are informed, asked lots of questions and notify the school of how we wish to move forward for the continual improvement. We represent the parent body and the voice of our families when opinions are required and decision need to be made.



The Governing Council is responsible for the Out of Hours School Care Service, and we would like to thank Lisa Daddow for her commitment to the service over the years, we welcome Joanne Watkinson as Director, she continues to deliver exceptional care to children. Vocational Care continues to grow with a wide range of activities that are run.

On behalf of Governing Council I would like to thank Beth and staff of Moonta Area School for their hard work and stepping up when needed during the year, continual growth of the students, flexibility and commitment to the School.

As the year draws to a close, I wish our senior students well in their final exams and congratulate those who have entered employment, I encourage all families to become involved in the and contribute to MAS so our school continues to grow as a school of excellence.

Ricky Mackereth
Chairperson 2023